


Instructions for Online Bill Payment

Go to the Website: pickensga.mygovhub.com

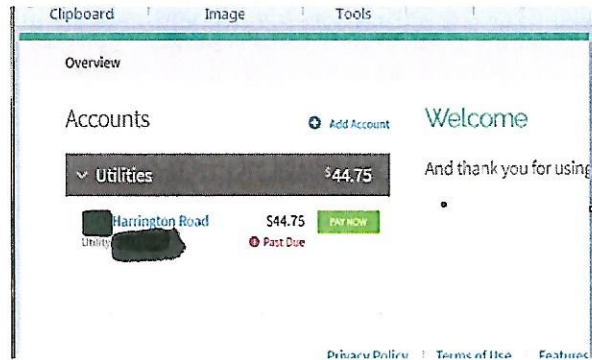
1. Create Profile

- Name
- Email
- Create password



The screenshot shows a 'Create a Profile' form with the following fields: 'First Name*', 'Last Name*', 'Email*', and 'Create a Password*'. There are also 'Please enter' placeholder text boxes and a 'Create Profile' button at the bottom.

3. Click Add Account
4. Click Pay Now
5. Or click Address to view your account



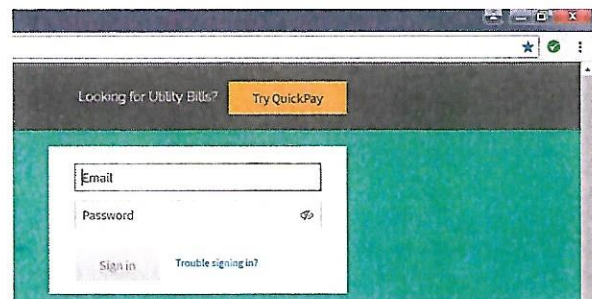
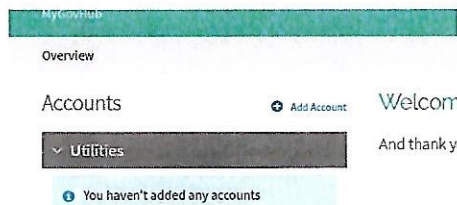
2. Add Account

- Your address
- Account number
- Find account
- Check the box with your name
And account number

OR

TRY Quick Pay

- Address
- Account number



The screenshot shows the 'ADD ACCOUNT' form with the following fields: 'Address*' (e.g., '123 Main Street') and 'Account #' (e.g., '12345'). There are also 'Find Accounts', 'Reset', and 'Close' buttons.