

Pickens County
Planning & Development Department
1266 East Church Street Suite 136 Jasper, GA 30143

June 1, 2017

Honorable Robert Jones, Board of Commissioners
Honorable Jerry Barnes - Pickens County Board of Commissioners
Honorable Becky Denney - Pickens County Board of Commissioners
1266 East Church Street Suite 188
Jasper, Georgia 30143

RE: **May 2017 Activity**

Board of Commissioners:

Listed below is the permit activity and revenue production of the Pickens County Planning and Development Office for the month of May in the year 2017.

A.	41	Building Permits	\$9,022.77
	6	Site Built Homes	
	1	Mobile Homes	
	33	Miscellaneous	
	0	Commercial	
	1	Renewals	
B.	4	Access/Encroachment	\$200.00
C.	12	Business License	\$300.00
D.	122	Business License Renewals, etc.	\$12,155.00
F.	0	Construction & Demolition Landfill Renewal	\$0.00
G.	13	Certificate of Occupancy	\$3,399.23
H.	0	Commercial Plan Review	\$0.00
I.	4	Copies/Open Records	\$57.20
J.	0	Final Plat Approval	\$0.00
K.	0	Fine Fee	\$0.00
L.	0	Inert Landfill Permit Renewal	\$0.00
M.	0	Land Development Books	\$0.00
N.	1	Land Disturbing Permits	\$739.00
L.	0	NPDES Phase II Fees	\$0.00
O.	0	Preliminary Plat Approval	\$0.00
P.	1	Pre-Move Mobile Home Inspection	\$100.00
Q.	2	Reinspection Fees	\$175.00
R.	1	Rezone Application	\$250.00
S.	1	Sign Permit	\$32.00
T.	0	Comprehensive Plan Book	\$0.00
U.	0	Cellular Tower Application	\$0.00
V.	0	Cellular Tower Permit	\$0.00
W.	0	Cellular Tower CoLocate, Upgrades, etc	\$0.00
X.	0	Refunds-Building Permits	\$0.00
Y.	0	Refunds-Business License	\$0.00
			\$17,407.43
	202	Total	\$26,430.20

- (1) Total number of permits issued in 2017: **548**
(2) Total number of building permits issued in 2017: **177**
(3) Number of permits utilized for mobile homes in 2017: **9**
(4) Five and eight hundreds (5.08%) percent of building permits utilized for mobile homes to date in year 2017.
(5) Total revenue generated in year 2017: **\$91,042.08**

If you should have any questions or we can provide any additional information, please do not hesitate to contact us.

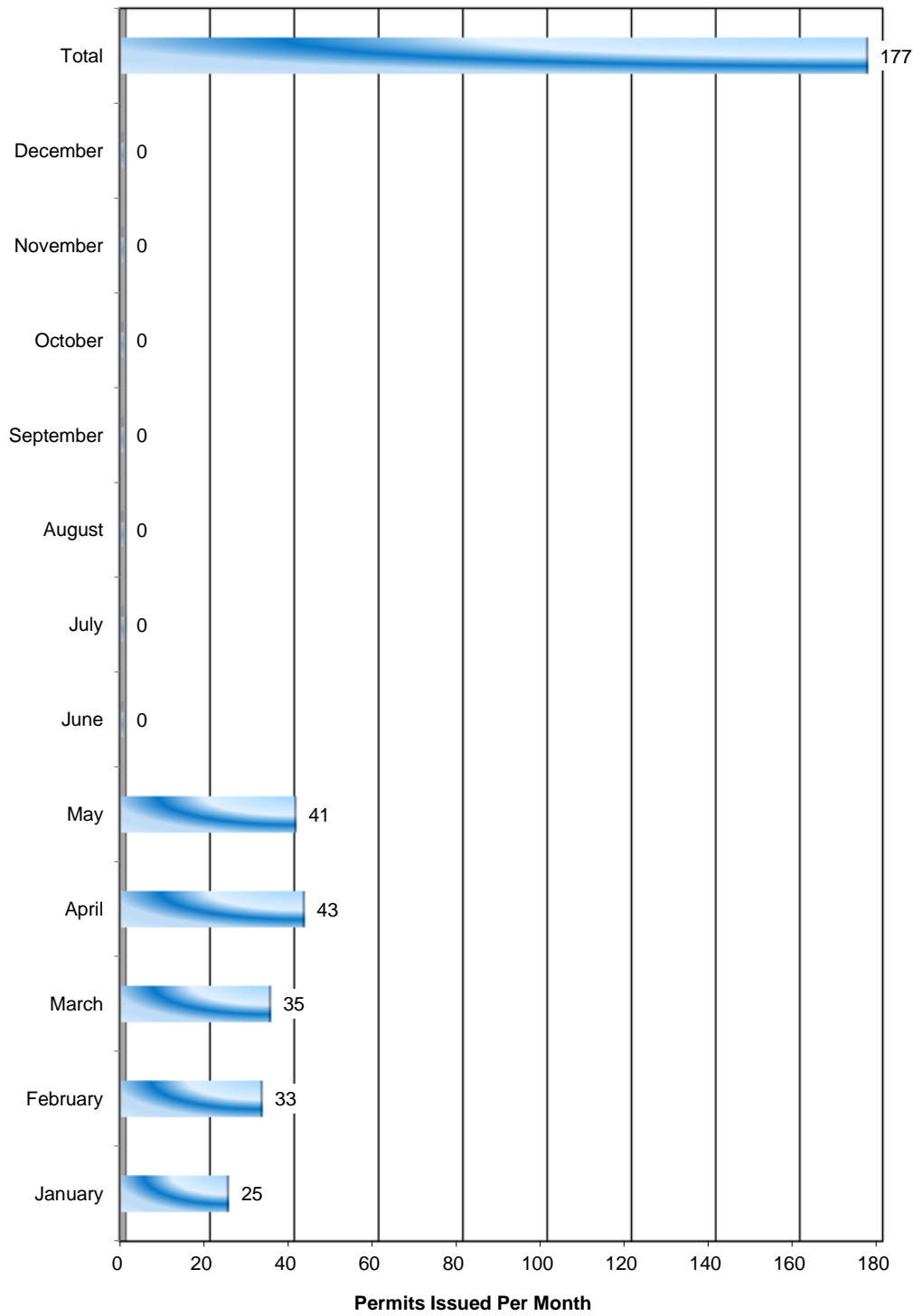
Respectfully,



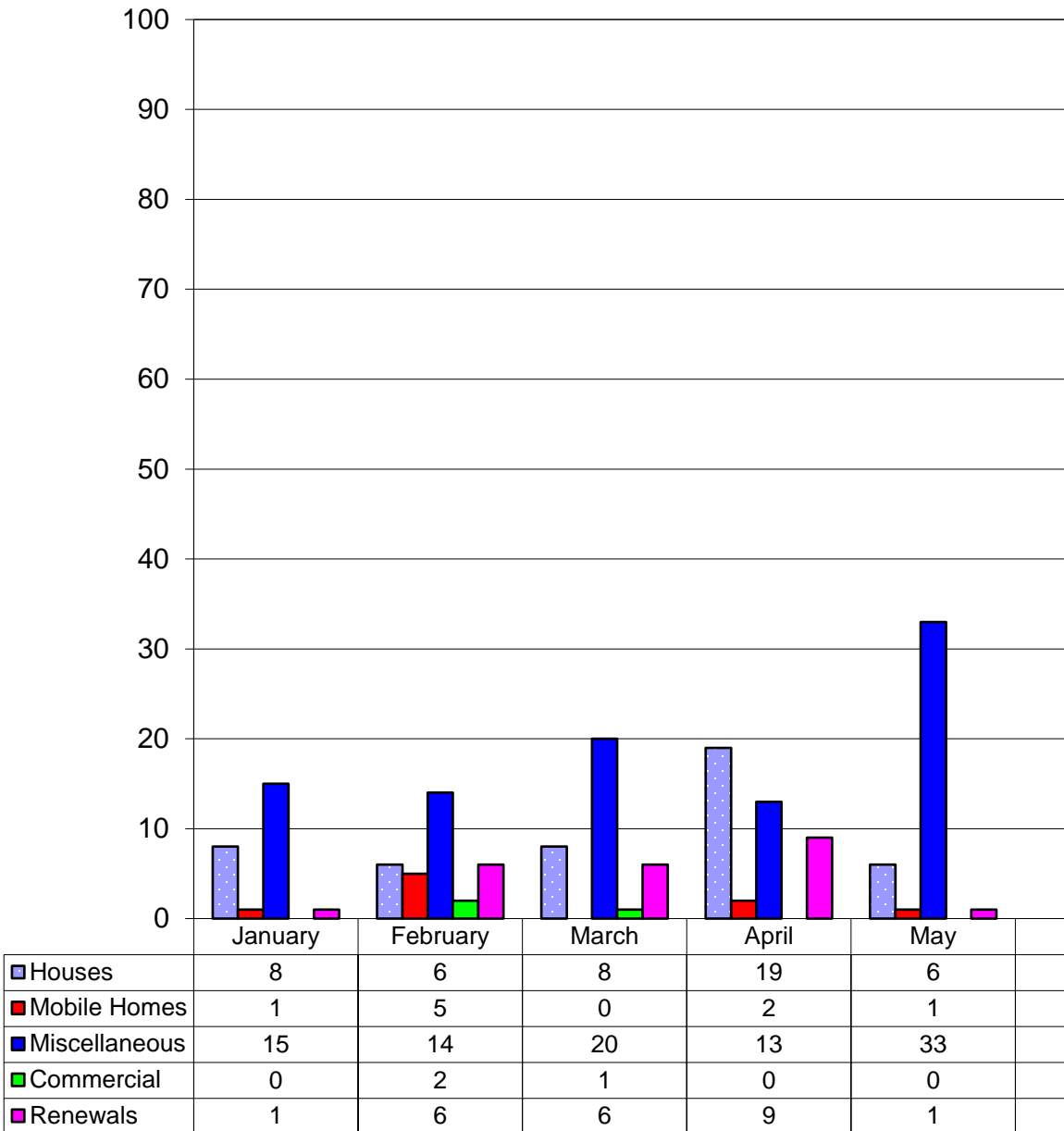
Richard Osborne, A.I.C.P.
Director - Planning and Development

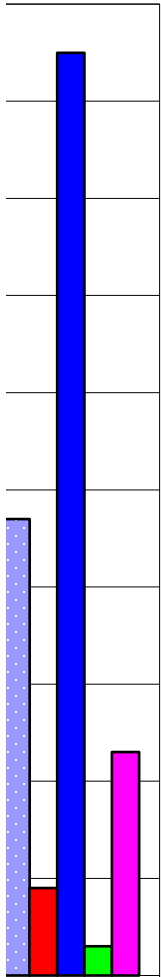
C: Faye Harvey, Director of Finance/Internal Auditor
Pickens County Planning Commission

Building Permits Issued for Year 2014



Building





Total

47

9

95

3

23

Building Permits 2017

Month	Houses	Mobile Homes	Miscellaneous	Commercial	Renewals	Total Monthly	YTD
January	8	1	15	0	1	25	25
February	6	5	14	2	6	33	58
March	8	0	20	1	6	35	93
April	19	2	13	0	9	43	136
May	6	1	33	0	1	41	177
June	0	0	0	0	0	0	
July	0	0	0	0	0	0	
August	0	0	0	0	0	0	
September	0	0	0	0	0	0	
October	0	0	0	0	0	0	
November	0	0	0	0	0	0	
December	0	0	0	0	0	0	
Total	47	9	95	3	23	177	

Building Permits 2016

Month	Houses	Mobile Homes	Miscellaneous	Commercial	Renewals	Total Monthly	YTD
January	4	1	11	0	3	19	19
February	5	3	19	3	3	33	52
March	13	0	20	1	31	65	117
April	10	5	24	2	12	53	170
May	16	6	16	0	0	38	208
June	8	2	21	0	2	33	241
July	7	2	15	0	5	29	270
August	15	4	23	4	3	49	319
September	15	2	16	3	3	39	358
October	8	2	16	1	0	27	385
November	7	3	12	1	2	25	410
December	3	2	17	2	4	28	438
Total	111	32	210	17	68	438	

Building Permits 2015

Month	Houses	Mobile Homes	Miscellaneous	Commercial	Renewals	Total Monthly	YTD
January	2	3	18	0	2	25	25
February	8	1	7	0	2	18	43
March	4	2	18	2	8	34	77
April	6	0	22	0	2	30	107
May	7	3	15	2	3	30	137
June	4	3	21	0	3	31	168
July	7	5	23	2	0	37	205
August	9	3	18	1	3	34	239
September	6	1	15	0	7	29	268
October	3	2	16	2	5	28	296
November	3	3	10	0	1	17	313
December	3	0	10	0	6	19	332
Total	62	26	193	9	42	332	

Building Permits 2014

Month	Houses	Mobile Homes	Miscellaneous	Commercial	Renewals	Total Monthly	YTD
January	4	4	13	0	2	23	23
February	2	1	6	0	1	10	33
March	10	3	17	0	2	32	65
April	6	2	22	1	1	32	97
May	5	4	16	0	4	29	126
June	1	2	23	0	4	30	156
July	3	1	16	1	4	25	181
August	3	3	16	0	4	26	207
September	5	5	16	0	11	37	244
October	3	3	19	2	12	39	283
November	1	3	12	0	3	19	302
December	7	2	23	1	7	40	342
Total	50	33	199	5	55	342	

Building Permits 2013

Month	Houses	Mobile Homes	Miscellaneous	Commercial	Renewals	Total Monthly	YTD
January	8	3	20	0	6	37	37
February	1	1	15	2	2	21	58
March	8	0	14	1	1	24	82
April	5	3	10	2	2	22	104
May	5	5	21	2	6	39	143
June	7	2	19	1	3	32	175
July	7	1	21	2	5	36	211
August	2	1	15	1	12	31	242
September	5	3	15	0	3	26	268
October	7	0	14	0	3	24	292
November	5	4	10	0	2	21	313
December	1	1	15	0	0	17	330
Total	61	24	189	11	45	330	

Building Permits 2012

Month	Houses	Mobile Homes	Miscellaneous	Commercial	Renewals	Total Monthly	YTD Monthly
January	3	2	7	0	1	13	13
February	3	5	6	0	2	16	29
March	2	7	20	1	2	32	61
April	1	3	12	0	1	17	78
May	3	6	23	1	2	35	113
June	2	2	27	0	4	35	148
July	3	4	22	0	6	35	183
August	2	3	20	0	2	27	210
September	3	1	12	0	0	16	226
October	2	5	22	4	8	41	267
November	7	1	11	0	10	29	296
December	1	2	15	0	5	23	319
Total	32	41	197	6	43	319	

Building Permits 2011

Month	Houses	Mobile Homes	Miscellaneous	Commercial	Renewals	Total Monthly	YTD Monthly
January	0	0	9	1	2	12	12
February	2	2	20	1	4	29	41
March	3	4	20	0	3	30	71
April	4	0	13	0	6	23	94
May	1	3	24	0	0	28	122
June	3	5	16	1	11	36	158
July	7	4	17	0	4	32	190
August	2	3	22	1	4	32	222
September	4	2	4	1	11	22	244
October	3	0	13	0	10	26	270
November	3	1	14	0	2	20	290
December	5	5	6	2	5	23	313
Total	37	29	178	7	62	313	

Building Permits 2010

Month	Houses	Mobile Homes	Miscellaneous	Commercial	Renewals	Total	
January	2	1	4	1	6	14	14
February	2	0	13	0	6	21	35
March	1	5	21	0	12	39	74
April	4	4	15	0	9	32	106
May	2	3	10	0	4	19	125
June	3	3	13	0	8	27	152
July	1	2	15	0	6	24	176
August	1	1	9	0	4	15	191
September	4	3	13	0	12	32	223
October	4	2	15	0	8	29	252
November	3	1	10	1	5	20	272
December	0	3	5	0	4	12	284
Total	27	28	143	2	84	284	

Building Permits 2009

Month	Houses	Mobile Homes	Miscellaneous	Commercial	Renewals	Total
January	1	3	16	0	4	24
February	2	2	12	0	10	26
March	5	3	21	0	8	37
April	5	2	14	1	8	30
May	4	1	15	0	2	22
June	5	0	23	0	13	41
July	2	3	23	0	10	38
August	5	2	13	0	2	22
September	2	1	13	0	9	25
October	2	3	14	2	8	29
November	1	0	10	0	3	14
December	2	4	10	0	7	23
Total	36	24	184	3	84	331

Building Permits 2008

Month	Houses	Mobile Homes	Miscellaneous	Commercial	Renewals	Total
January	8	1	12	0	16	37
February	10	3	26	3	15	57
March	12	4	15	0	27	58
April	11	6	24	4	28	73
May	7	7	15	1	12	42
June	9	3	10	0	26	48
July	4	1	19	2	10	36
August	7	6	16	4	12	45
September	9	1	17	0	14	41
October	4	1	21	0	7	33
November	5	4	10	0	1	20
December	4	1	20	0	15	40
Total	90	38	205	14	183	530

Building Permits 2007

Month	Houses	Mobile Homes	Miscellaneous	Commercial	Renewals	Total
January	18	5	0	3	17	43
February	30	3	19	0	8	60
March	44	1	25	1	24	95
April	40	2	22	8	26	98
May	17	1	30	2	10	60
June	15	2	23	4	17	61
July	11	4	10	1	9	35
September	13	2	19	0	17	51
November	10	5	19	3	8	45
December	16	1	10	0	15	42
Total	214	26	177	22	151	590

Building Permits 2006

Month	Houses	Mobile Homes	Miscellaneous	Commercial	Renewals	Total
January	23	4	22	0	9	58
February	35	1	17	0	23	76
March	28	5	22	5	24	84
April	39	6	16	5	21	87
May	43	4	23	1	25	96
June	32	1	33	1	22	89
July	28	3	21	3	16	71
August	35	4	30	3	18	90
September	21	4	15	1	19	60
October	41	5	19	1	11	77
November	26	4	20	0	8	58
December	25	5	22	2	10	64
Total	376	46	260	22	206	910

Building Permits 2005

Month	Houses	Mobile Homes	Miscellaneous	Commercial	Renewals	Total
January	26	1	18	2	6	53
February	42	4	24	0	8	78
March	42	4	24	2	14	86
April	31	5	11	4	42	93
May	44	9	20	3	36	112
June	23	3	23	0	16	65
July	31	6	14	0	17	68
August	28	7	13	8	22	78
September	25	11	16	1	24	77
October	19	6	14	2	35	76
November	27	3	21	1	7	59
December	31	5	12	1	11	60
Total	369	64	210	24	238	905

Building Permits 2004

Month	Houses	Mobile Homes	Miscellaneous	Commercial	Renewals	Total
January	19	5	14	3	10	51
February	25	4	7	3	9	48
March	34	11	27	1	9	82
April	79	5	14	4	6	108
May	34	4	21	6	4	69
June	48	10	14	6	10	88
July	31	6	18	5	4	64
August	38	1	12	2	46	99
September	28	7	15	2	26	78
October	25	4	16	4	14	63
November	24	6	14	3	13	60
December	33	4	8	1	10	56
Total	418	67	180	40	161	866

Building Permits 2003

Month	Houses	Mobile Homes	Miscellaneous	Commercial	Renewals	Total
January	20	6	6	5	4	41
February	31	5	18	8	5	67
March	37	8	26	9	5	85
April	40	9	20	5	3	77
May	23	3	19	4	2	51
June	32	4	14	5	13	68
July	28	2	20	2	23	75
August	43	9	15	8	17	92
September	23	9	20	2	12	66
October	36	6	23	10	6	81
November	24	0	19	1	33	77
December	27	3	14	2	16	62
Total	364	64	214	61	139	842

Building Permits 2002

Month	Houses	Mobile Homes	Miscellaneous	Commercial	Renewals	Total
January	31	8	14	4	1	58
February	28	5	19	0	2	54
March	43	8	22	1	4	78
April	53	12	20	0	1	86
May	44	12	20	1	1	78
June	34	13	12	1	2	62
July	55	6	15	1	2	79
August	29	10	15	2	4	60
September	36	10	15	3	7	71
October	15	12	16	2	8	53
November	27	6	12	2	1	48
December	29	13	8	4	1	55
Total	424	115	188	21	34	782

Building Permits 2001

Month	Houses	Mobile Homes	Miscellaneous	Commercial	Renewals	Total
January	22	18	10	4	4	58
February	46	7	14	2	0	69
March	26	11	15	2	1	55
April	42	14	12	4	4	76
May	41	11	18	0	1	71
June	26	7	10	6	3	52
July	34	18	15	5	2	74
August	38	10	17	2	5	72
September	46	7	13	6	3	75
October	59	15	10	2	2	88
November	51	5	8	1	4	69
December	32	6	9	5	0	52
Total	463	129	151	39	29	811

Revenue Percentage Increase/Decrease

	2016	2017			2016 YTD	2017 YTD
	Monthly		% Increase/ Decrease	% Increase/ Decrease	YTD	
	Revenue	Revenue			Revenue	Revenue
January	\$ 6,010.20	\$12,027.64	100.1%	100.1%	\$ 6,010.20	\$12,027.64
February	\$ 9,462.94	\$15,189.95	60.5%	75.9%	\$ 15,473.14	\$27,217.59
March	\$ 12,128.60	\$18,692.31	54.1%	66.3%	\$ 27,601.74	\$45,909.90
April	\$ 10,198.61	\$18,701.98	83.4%	70.9%	\$ 37,800.35	\$64,611.88
May	\$ 12,221.11	\$26,430.20	116.3%	82.0%	\$ 50,021.46	\$91,042.08
June	\$ 35,137.50	\$0.00			\$ 85,158.96	
July	\$ 16,402.54	\$0.00			\$ 101,561.50	
August	\$ 15,508.13	\$0.00			\$ 117,069.63	
September	\$ 9,701.09	\$0.00			\$ 126,770.72	
October	\$ 16,395.44	\$0.00			\$ 143,166.16	
November	\$ 6,651.77	\$0.00			\$ 149,817.93	
<u>December</u>	\$ 9,352.32	\$0.00			\$159,170.25	
TOTAL	\$ 159,170.25	\$91,042.08				